









Hats On Top Level 2 Weekly Planner








Unit 1 This Is My School

Date	Vocabulary	Sentence Patterns	Song / Conversation / Chant	Materials	Content Areas
Week 1	backpack / bear / book / crayon / pencil / mom	What's this? A book. This is a book.	 What's This? What's this? What's this? What's this? A book . Verse 2: pencil Verse 3: crayon Verse 4: bear	Lesson 1: Student Book: P.4 Activity Book: P.3 Count On Reading P.3	數學：教室物品分類 科學：觸覺辨識
Week 2	boy / girl / teacher / school / hat name	This is my school. Sam is a boy. I am a boy now. Cassie is a girl. I am a girl now. I go to school. What's your name? My name is Sam.	 The Hello Song Hello, girls , hello! (clap, clap) Hello, hello, hello! Verse 2: boys Verse 3: teacher  I'm a Big Boy Now I'm a big boy now. I go to school. I'm a big boy now. Wow! This is my school. Verse 2: big girl Verse 3: teacher	Lesson 2-3: Student Book: P.5 ~ P.6 Activity Book: P. 4 ~ P.5 Count On Reading P.4 ~ P.5	數學：性別分類 利用圖表學習分類 美勞：帽子製作
Week 3	blue / green / orange / purple / red / yellow / paint / paint brush / paper / picture / one / two / three bye-bye / baby / pen / penguin	What color is it / this? It's blue. Mix it together. 1, 2, 3. What do you see? What's missing? My penguin. Let's go to school.  Pick up the pencil Pick up the pencil . Pick up the pencil . Pick up the pencil and put it away. Verse 2: crayon Verse 3: book	 The Color Song Yellow and blue. Yellow and blue. Mix it together, 1, 2, 3. Yellow and blue. Yellow and blue. Mix it together. What do you see? Wow! It's green! Verse 2: Blue and red; purple Verse 3: Red and yellow; orange  1, 2, 3, Follow Me 1, 2, 3. Follow me. Count 1, 2, 3, and clap your hands, pat your legs, touch your nose.	Lesson 4 -5: Student Book: P.7 ~ P.9 Big Book: P.2 ~ P.4 Activity Book: P. 6 ~ P.7 Count On Reading P.6 ~ P.8	科學：顏色混合 數學：數數 1-3
Week 4	four / five count / fly / hide /p/	How many blue pencils?	 Fingerplay: 1, 2, 3, 4, 5 1, 2, 3, 4, 5. Watch them fly, fly, fly. 1, 2, 3, 4, 5. Watch them fly. Then watch them hide.  / p / : A Penguin With a Pen A penguin with a pen. A penguin with a pen. Look at the picture. It's a penguin with a pen.	Lesson 6 - 7: Student Book: P.10 ~ P.11 Activity Book: P. 8 ~ P.10 Count On Reading P.9 ~ P.12	數學：數數 1-5、 數字 1-5 順序、 認識、書寫數字 美勞：手紋拓印

學習指標：學習說出自己的名字及詢問他人的姓名；學用品名稱；顏色辨識及說法；簡單數學 1 至 5 數數及數字順序；發音：字首音 / p / 。

Hats On Top Level 2 Weekly Planner








Unit 2 My Toys

Date	Vocabulary	Sentence Patterns	Song / Conversation / Chant	Materials	Content Areas
Week 1	ball / car / doll / kite / plane / big / little	I have a big ball. Is it big or little? Can you count them? Let's go play!	 Let's Go Play I have a ball . A big, big ball . I have a ball . Let's go play! Verse 2: car; little, little car Verse 3: doll; big, big doll Verse 4: kite; little, little kite	Lesson 1: Student Book: P.12 Activity Book: P.11 Count On Reading P.15	數學：大小概念 美勞：大小球製作
Week 2	boat / goodbye black / white / bird / dog / duck / truck / play	What do you see? How many cars do you see? I see five cars. What do you have? I have a red truck. Go fast. / Go slow.	 How Many Dolls? How many dolls do you see? Let's count the dolls . 1, 2 . I see 2 dolls . Verse 2: 1; 1 boat Verse 3: 1, 2, 3, 4, 5; 5 cars Verse 4: 1, 2, 3; 3 balls Verse 5: 1, 2; 2 kites  The Goodbye Song Goodbye, boys . Goodbye, boys . Goodbye, boys . Goodbye, goodbye, goodbye. Verse 2: girls Verse 3: teacher  Little Red Truck Little red truck , little red truck , little red truck - go, go, go! Little red truck , little red truck , Little red truck - go fast; go s-l-o-w. Verse 2-4: yellow car; orange boat; blue plane	Lesson 2-3: Student Book: P.13~14 Activity Book: P.12~13 Count On Reading P.16~19	數學：數數 1-5
Week 3	Yes. / No. / coin / water / wave / float / dry / wet fish / sky / word / fly / high	Put five coins in the boat. Does your boat float? / Does it float? Dry your hands. The water is wet. This kite is a fish. This kite is big. See my kite fly high in the sky.	 Little Kites 1, 2, 3, 4, 5, Little kites way up high. See them float, see them fly. See them dance, in the sky. See them stop, see them fall. 1, 2, 3, 4, 5, That's all!	Lesson 4-5: Student Book: P.15 ~ P.17 Activity Book: P.14 ~ P.15 Count On Reading P.20 ~ P.21 Big Book: P.4~P.5	科學：浮力探索 美勞：摺紙船 風箏製作 數學：數數 1-5
Week 4	circle / square / triangle / shape / cat	What shape is this? What shape do you see? Find a red square.	 What Shape Do You See? I'm making a shape, A shape in the air. Is it a circle? Is it a triangle? Is it a square? What shape do you see? Please tell me.  / d / : Dad Has a Duck Dad has a duck, a doll, and a little dog, too. The duck, the doll, and the dog are for me and you.	Lesson 6-7: Student Book: P.18 ~ P.19 Activity Book: P. 16 ~ P.20 Count On Reading P.22~24	數學：簡易幾何 形狀認識及創作 美勞： 形狀圖畫製作

學習指標：學會描述自己的玩具、詢問別人擁有的玩具；自然科學浮力探索；藉由故事了解其他國家的風箏；學會簡單幾何圖形；發音：字首音 / d / 。

Hats On Top Level 2 Weekly Planner







Unit 3 All About Me

Date	Vocabulary	Sentence Patterns	Song / Conversation / Chant	Materials	Content Areas
Week 1	ear / eye / head / knee / mouth / nose / shoulder / toe	How are you? Head, shoulders, knees and toes. This is my ear.	 Head, Shoulders, Knees, and Toes Head, shoulders, knees, and toes. Knees and toes.*2 Eyes and ears and a mouth and a nose. Head, shoulders, knees, and toes. Knees and toes. Verse 2: Toes, knees, shoulders, head. Shoulders, head. *2 Nose and mouth and ears and eyes.	Lesson 1: Student Book: P.20 Activity Book: P.21 Count On Reading P.25	科學/健康： 分辨身體部位 美勞：腳掌紋拓印
Week 2	finger / hand / please foot / tummy / nurse / try	This is my / your hand. Thank you. What's wrong? My head hurts. I'm sorry.	 Clap Your Hands Clap, clap, clap your hands. Clap your hands together. Verse 2: Shake Verse 3: Roll  Knee to Knee, Please Knee to knee, please. Knee to knee. Knee to knee, knee to knee. Knee to knee, please. Knee to knee. Verse 2: Shoulder Verse 3: Head Verse 4: Toes Verse 5: Finger Verse 6: Thank you everybody, clap your hands. Clap your hands, clap your hands.	Lesson 2-3: Student Book: P.21 ~ P.22 Activity Book: P. 22 ~ P.24 Count On Reading P.26 ~ P.28	科學： 探索身體的移動 數學：數數 1-5 順序 健康：急救常識
Week 3	glasses / hair / quilt arm / leg / thumb / frog / count / hear / hop / run / wiggle / six / seven / eight / nine / ten	Do you have a purple hat? Who has glasses? The girl has glasses. How many arms does Sam have? He has two arms.	 One Finger, One Thumb One finger, one thumb keep moving. And we'll all be happy all day. Verse 2: One finger, one thumb, one arm Verse 3: One finger, one thumb, one arm, two arms Verse 4: One finger, one thumb, one arm, two arms, one leg Verse 5: One finger, one thumb, one arm, two arms, one leg, two legs Verse 6: One finger, one thumb, one arm, two arms, one leg, two legs, one head  He Has Two Eyes She has two eyes. She has two eyes. She has two eyes to see. She has two legs. She has two legs. She has two legs to run. Verse 2: She has ten fingers to count; She has ten fingers to wiggle Verse 3: He has two ears to hear; She has a mouth to say "I like you."	Lesson 4 -5: Student Book: P.23 ~ P.25 Activity Book: P. 25 ~ P.27 Count On Reading P.29 ~ P.32 Big Book: P.6 ~ P.8	美勞：紙棉被製作 科學：青蛙探索 數學：數數 1-10
Week 4		How many fingers does Sam have? He has ten fingers.	 Finger Family Finger family up. Finger family down. Finger family dancing, all around the town. Dance them on your shoulder. Dance them on your head. Dance them on your knee. Then tuck them into bed.  / f / : Five Frogs Five fingers! (clap, clap) Five fish! (clap, clap). Five frogs! Ribbit, ribbit...	Lesson 6 - 7: Student Book: P.26 ~ P.27 Activity Book: P. 28 ~ P.30 Count On Reading P.33 ~ P.34	數學：數數 1-10、 數字 1-10 順序

學習指標：學習身體部位說法及關節移動；學會身體病痛說法及急救常識；簡單數學 1 至 10 數數及數字順序；發音：字首音 / f /。

Hats On Top Level 2 Weekly Planner







Unit 4 At Home

Date	Vocabulary	Sentence Patterns	Song / Conversation / Chant	Materials	Content Areas
Week 1	brother / family / grandma / grandpa	I have five people in my family. I love my mom. Who is this? This is my brother.	 We're a Happy Family I love my dad . My dad loves me. We're a happy family. I love my mom . My mom loves me. We're a happy family. My family, my family. My dad , my mom , and me. My family, my family, I love my family. Verse 2: brother; sister Verse 3: grandpa; grandma	Lesson 1: Student Book: P.28 Activity Book: P.31 Count On Reading P.35	數學：數數練習 美勞：家人畫像
Week 2	bedroom / kitchen / living room / bed/ chair / rug / table / birthday / cake / gift candle	Where is the chair? Here it is. Who is in the kitchen? Mom is in the kitchen. Happy birthday! How old are you? I'm four. How old is Sam? Sam is four.	Conversation Child 1: Happy birthday! Child 2: Thank you. Child 1: How old are you? Child 2: I'm five . Conversation 2: four Conversation 3: three Conversation 4: six Conversation 5: seven	Lesson 2-3: Student Book: P.29 ~30 Activity Book: P. 32 ~ 33 Count On Reading P.36 ~ P.38	數學：顏色排序 數字書寫 美勞：蛋糕製作 紙鎖鏈製作
Week 3	build / door / floor / house / room / wall / window angry / glad / happy / sad / tired	I / We can build a house. Our room has two windows. This is our room. How are you feeling? I'm happy. How is Baby feeling? Baby is sad. Are you angry?	 Our Room Our room has two windows . Our room has one door . Our room has four walls . And a rug on the floor . Verse 2: a table; chairs; our books; our teddy bear  How Are You Feeling? How are you feeling? How are you feeling? How are you feeling today? Tell us, please. Show us, please. How are you feeling today? I'm happy! I'm happy! I'm glad . Verse 2: sad; sorry Verse 3: angry; sorry Verse 4: tired; sorry  If You're Happy and You know It If you're happy and you know it, clap your hands . * 2 If you're happy and you know it, * 2 If you're happy and you know it, clap your hands . Verse 2: angry; stamp your feet Verse 3: sad; cry "boo-hoo" (Boo-hoo!) Verse 4: tired; go to bed (Good night.)	Lesson 4 -5: Student Book: P.31 ~ P.33 Activity Book: P. 34 ~ P.35 Count On Reading P.39 ~ P.40 Big Book: P.10 ~ P.11	科學：房子建築 美勞：傢俱製作 數學：心情圖表
Week 4	first / letter / spell / the alphabet	What's the first letter in your name? I can spell my name.	 The ABC Song A B C D E F G, H I J K, L M N O P, Q R S, T U V, W X, Y, and Z.  The Alphabet Chant A B C D E F G, Say the alphabet with me. H I J K L M N, Pick up a pencil, pick up a pen. O P Q, R S T, Write a letter that you see. U V W, X Y Z, We say the alphabet, you and me!	Lesson 6 - 7: Student Book: P.34 ~ P.35 Activity Book: P. 36 ~ P.38 Count On Reading P.41 ~ P.46	

學習指標：學會家庭成員的說法；房子空間的認知；說出自己的年齡及心情的表達；簡單數學 1 至 7 數數及數字順序；英文字母 A~Z。

Hats On Top Level 2 Weekly Planner

Unit 5 I Like Food

Date	Vocabulary	Sentence Patterns	Song / Conversation / Chant	Materials	Content Areas
Week 1	apple / cracker / grape / orange / peanut	Do you like apples? Yes. / No. I like apples. I don't like apples. How about you? Apples are good for you.	 I Like Apples I like apples . Yes, I do. Apples are good for you. I like apples . Yes, I do. How about you? I like apples , too! Verse 2: grapes Verse 3: peanuts Verse 4: crackers	Lesson 1: Student Book: P.36 Activity Book: P.39 Count On Reading P.47	美勞：水果拓印 健康：健康食物分辨
Week 2	eat / paper towel / soap / banana / cheese / popcorn apple juice / egg / milk / orange juice / pancake / strawberry	Wash your hands. Brush your teeth. Dry your hands (on a paper towel). Put your soap on your hands. Do you like pancakes? Yes, I do. / No, I don't.	 Wash, Wash, Wash Wash, wash, wash your hands, Right before you eat. Brush, Brush, Brush Brush, brush, brush your teeth, Right after you eat.  Wash Your Hands Wash your hands. Wash your hands. Rub-a-dub.	Lesson 2-3: Student Book: P.37 ~ P.38 Activity Book: P. 40 ~ P.41 Count On Reading P.48 ~ P.49	健康：洗手及刷牙的 重要性 美勞：冰箱製作
Week 3	cup / lemon / lemonade / rice / spoon / sugar / drink / squeeze / stir best / bread / jelly / peanut butter / sandwich / crush / pour / spread / yummy	Put water in the cup. Put sugar in the cup. Squeeze the lemon. Put lemon juice in the cup. It's all mixed together. Drink the lemonade. Do you like peanut butter best? I like jelly best.	 My Favorite Sandwich Peanut butter, peanut butter, and jelly, jelly. First you take a peanut and you crush it, you crush it. Verse 2: grape; squeeze Verse 3: peanut butter; spread Verse 4: jelly; spread Verse 5: sandwich; eat  The Lemonade Chant First you take the water and you pour it, you pour it. Lemonade, lemonade- yummy, yummy! Verse 2: Then you add the sugar and you stir it, you stir it. Verse 3: Then you take the lemon and you squeeze it, you squeeze it. Verse 4: Then you pick up the cup and you drink it, you drink it.	Lesson 4 -5: Student Book: P.39 ~ P.41 Activity Book: P. 42 ~ P.43 Count On Reading P.50 ~ P.52 Big Book: P.12 ~ P.13	科學：攪拌實驗 健康：檸檬水製作 數學：水果圖表製作
Week 4	parrot / pie / pizza	Pam likes pie. We both like pizza. What's the first letter in pie? Please pass the pizza	 Pam and Her Parrot Chant My parrot likes pancakes. I like pie. We both like pizza, my parrot and I.	Lesson 6 - 7: Student Book: P.42 ~ P.43 Activity Book: P. 44 ~ P.48 Count On Reading P.54 ~ P.56	美勞：創意拼畫

學習指標：學會食物說法；表達自己喜歡及不喜歡的食物；透過圖表學習小朋友所喜歡的食物；學習食物的營養；發音：字首音/p/ 及字母大小寫書寫。