










Hats On Top Level 1 Weekly Planner

Unit 1 Hello						
Date	Vocabulary	Sentence Patterns	Song / Conversation / Chant		Materials	Content Areas
Week 1	Sam / Cassie girls / boys / teacher	Hello, girls. Hello, boys. Hello, teacher. Hello, Sam.	 The Hello Song Hello, girls , hello! Hello, hello, hello! Verse 2: boys Verse 3: teacher		Lesson 1: Student Book: P.4 Activity Book: P.3 Count On Reading P.3	數學：性別分類
Week 2	hat / name / picture	Hat. My hat. This is my hat. Name. My name. This is my name. Picture. My picture. This is my picture.	Conversation Hello, Anna , hello! Hello, hello, hello! Hello! This is my hat. Nice! Verse 2: Sam		Lesson 2: Student Book: P.5 Activity Book: P. 4 Count On Reading P.4	美勞：自畫像
Week 3	book / crayon / pencil	What's this? A book. My book. This is my book. Find a hat. Yes, a hat.	 The Pick Up Song Pick up the pencil . Pick up the pencil . Pick up the pencil and put it away. Verse 2: crayon Verse 3: book		Lesson 3-4: Student Book: P.6 ~ P.7 Activity Book: P. 5 ~ P.6 Count On Reading P.5 ~ P.9	數學：物品分類 物品配對
Week 4	fine / thank you	Hi, how are you? Fine, thank you. What's your name? Sam.	 Hi, Hello Hi, hello! How are you? Fine, thank you. How are you?	 What's your name? Hello, hello, what's your name? What's your name? What's your name? Hello, hello, what's your name? What's your name? Sam . Verse 2: Cassie	Lesson 5 -6: Student Book: P.8 ~ P.9 Big Book: P.2 Activity Book: P. 7 ~ P.8 Count On Reading P.10	
學習指標：學會基本招呼用語、問候用語及詢問姓名，並能夠說出禮貌性的回答；學習分類、辨認及說出自己的文具用品。						






Hats On Top Level 1 Weekly Planner

Unit 2 Look at Me					
Date	Vocabulary	Sentence Patterns	Song / Conversation / Chant	Materials	Content Areas
Week 1	finger / ear / nose	Put your finger on your nose. Is it the same? Yes. / No.	 Put Your Finger On Your Nose Put your finger on your nose , on your nose . Put your finger on your nose , put your finger on your nose . Put your finger on your nose , on your nose . Verse 2: ear Verse 3: finger	Lesson 1: Student Book: P.10 Activity Book: P.9 Count On Reading P.11	科學：發現自己
		 Nose, Ear, Finger Nose, nose, nose. Ear, ear, ear. Finger, finger. This is my finger.			
Week 2	mouth / eye / one / two	I have one mouth. I have one nose. I have two eyes. I have two ears.	 I Have One Mouth I have one mouth . (One mouth!) Look at me! I have one mouth . (One mouth!) Verse 2: one nose Verse 3: two eyes Verse 4: two eyes	Lesson 2: Student Book: P.11 Activity Book: P. 10 Count On Reading P.12	數學：數數 1-2 美勞：畫像製作
Week 3	listen / hand / chair / door / paper bean / rice /yes /no	Listen! What's this? This is a door. Put the beans in. Close it.	 The Circle Time Song It's circle time, it's circle time, it's circle time now. Come to the circle. It's circle time now.	Lesson 3-4: Student Book: P.12 ~ P.13 Activity Book: P. 11 ~ P.12 Count On Reading P.13 ~ P.16	科學：聽聲辨物 科學：搖搖瓶製作
Week 4	look / Mom / wash	Look, Mom! Wash your hands.	 Wash Your Hands Wash your hands. Wash your hands. Rub-a-dub. Wash your hands. Wash your hands. Rub-a-dub.	Lesson 5 -6: Student Book: P.14 ~ P.15 Big Book: P.3~ P.4 Activity Book: P. 13 ~ P.14 Count On Reading P.17 ~ P.18	健康：洗手

學習指標：學會說出自己的臉部部位，聽懂老師的指令擺放正確的位置；使用鏡子發現自己、經由聽覺認識物品簡單數數 1-2；；養成洗手好習慣。




Hats On Top Level 1 Weekly Planner

Unit 3 I Love My Family

Date	Vocabulary	Sentence Patterns	Song / Conversation / Chant	Materials	Content Areas
Week 1	dad / mom / brother / sister	I love you. Who is this? Dad.	 I Love You Dad, Dad , I love you. I love you. Yes, I do. Say it again. Please say it again. I love you. Verse 2: Brother Verse 3: Sister Verse 4: Mom	Lesson 1: Student Book: P.16 Activity Book: P.15 Count On Reading P.19	數學： 家庭成員分類
Week 2	baby / family /	I love my baby. This is my baby. Hello, baby.	Conversation Boy 1: I love my mom. Boy 2: I love my mom. Sam: I love my sister.	Lesson 2: Student Book: P.17 Activity Book: P. 16 Count On Reading P.20 ~ P.21	美勞： 愛心項鍊製作
Week 3	bear / bird / cat / dog / daddy / mommy glue stick / please	Find a cat. Find a baby cat. Find a mommy cat. Mommy cats love their babies. Here you are.	 Mommy Cats Mommy cats love their babies. Yes, they do. Yes, they do. Mommy cats love their babies. Just like I love you. Verse 2: Daddy birds Verse 3: Mommy bears Verse 4: Daddy dogs  A Pencil, Please. A pencil , please. A pencil , please. Please, please, please. Thank you. Thank you. Thank you very much. Verse 2: glue stick Verse 3: picture Verse 4: book Verse 5: crayon	Lesson 3-4: Student Book: P.18 ~ P.19 Activity Book: P. 17 ~ P.18 Count On Reading P.22 ~ P.23	數學：動物分類 利用圖表學習分類 科學： 大小動物探索
Week 4	sad / happy goodbye	The baby is sad. Goodbye, mom.	 If You're Happy and You Know It If you're happy and you know it, clap your hands . If you're happy and you know it, if you're happy and you know it, If you're happy and you know it, clap your hands .  The Goodbye Song Goodbye, boys . Goodbye, boys . Goodbye, boys . Goodbye, goodbye, goodbye. Verse 2: girl Verse 3: teacher	Lesson 5 -6: Student Book: P.20 ~ P.21 Big Book: P.5 ~ P.6 Activity Book: P. 19 ~ P.20 Count On Reading P.24 ~ P.26	

學習指標：學會家庭成員名稱；情感的表達；探索大小動物成員。

Hats On Top Level 1 Weekly Planner

Unit 4 Color Fun						
Date	Vocabulary	Sentence Patterns	Song / Conversation / Chant		Materials	
Week 1	green / blue / red / yellow	What color is it / this? A green bear. What's next? Blue. Put your finger on red. Look for red.	 Look for Red Red, red. Look for red. Red, red. Put your finger on red. Verse 2: blue Verse 3: yellow Verse 4: green		Lesson 1: Student Book: P.22 Activity Book: P.21 Count On Reading P.27	數學：顏色分類
Week 2	circle / square / triangle / three	What's this? A circle. What color is it? A red circle. Find a red circle. Put your finger on a red circle.	 Look for Red and Look for a Square Square, square. Look for a square. 1, 2, 3. Put your finger on a square. Verse 2: triangle Verse 3: circle		Lesson 2: Student Book: P.23 Activity Book: P. 22 Count On Reading P.28	數學：形狀探討 美勞：形狀製作
Week 3	ball orange / playdough	How many chairs? Two chairs. I have yellow playdough. Yellow and red. Mix it together.	 Mix It Together Yellow and red. Yellow and red. Mix it together. Yellow and red.	Conversation Girl: I have yellow playdough. I have blue playdough. Kids: Yellow and blue . Yellow and blue . Mix it together. Yellow and blue. Girl: Look! What color is it? Kids: Green!	Lesson 3-4: Student Book: P.24 ~ P.25 Activity Book: P. 23 ~ P.24 Count On Reading P.29 ~ P.31	數學：數數 1-3 科學：顏色混合
Week 4	carrot / rabbit / yummy	Let's play. How many circles? 1,2,3 circles. I love carrots. This is for you. You're welcome.	Conversation Child 1: This is for you, Mom. Child 2: Thank you, Sam! Child 3: You're welcome.		Lesson 5 -6: Student Book: P.26 ~ P.27 Big Book: P.7 ~ P.8 Activity Book: P. 25 ~ P.26 Count On Reading P.32 ~ P.33	美勞： 利用形狀作畫

學習指標：學習顏色及簡單幾何圖形；禮貌性回答“謝謝”；顏色分類及排序、認識形狀及排序；簡單數數 1-3；顏色混合

Hats On Top Level 1 Weekly Planner

Unit 5 My Clothes					
Date	Vocabulary	Sentence Patterns	Song / Conversation / Chant	Materials	
Week 1	jacket / backpack / shirt	I have a jacket. I wear my jacket to school.	🎵 I Have a Jacket I have a jacket . I have a jacket . I wear my jacket to school. Verse 2: shirt Verse 3: backpack	Lesson 1: Student Book: P.28 Activity Book: P.27 Count On Reading P.34	美勞：帽子裝飾
Week 2	black / pink / pants / shoes / socks	I have black shoes. I have a pink jacket. Thank you for your helping. You are good helpers.	🎵 The Helper Song Thank you. Thank you. Thank you for helping. Thank you. Thank you. You're a good helper! Thank you. Thank you. Thank you very much. 🎵 I Have Socks (L1 延伸) I have socks . I have socks . I wear my socks to school. Verse 2: shirt Verse 3: shoes Verse 4: pants	Lesson 2: Student Book: P.29 Activity Book: P. 28 Count On Reading P.35	數學：襪子配對
Week 3	rain / rainy / sun / sunny / cold water / wet	Put on your jacket. Pick a jacket for a rainy day. Is it wet?	🎵 It's a Rainy, Rainy Day It's a rainy, rainy, rainy day. Put on your jacket . Let's go play! Verse 2: rainy, hat Verse 3: cold, jacket Verse 4: cold, hat Verse 5: sunny, backpack	Lesson 3-4: Student Book: P.30 ~ P.31 Activity Book: P. 29 ~ P.30 Count On Reading P.36 ~ P.38	科學：天氣觀察 分辨乾與濕
Week 4	feet / head / silly	Put your socks on your feet. 🎵 Rain, Rain, Go Away Rain, rain, go away, come again some other day. We want to go out and play. Rain, rain, go away.	🎵 Put Your Finger on Your Nose (Unit 2 延伸) Verse 2: ear Verse 3: finger Verse 4: head Verse 5: feet 🎵 Put Your Shoes on Your Feet Put your socks on your feet, on your feet, on your feet. Put your socks on your feet. On your feet! Let's go! Let's go! Verse 2: shoes, feet Verse 3: hat, head	Lesson 5-6: Student Book: P.32 ~ P.33 Big Book: P.9 ~ P.12 Activity Book: P. 31 ~ P.34 Count On Reading P.39 ~ P.40	

學習指標：學習衣物名稱及天氣說法，認知天氣的冷熱穿上不同的衣服；襪子圖案的配對；天氣觀察、分辨乾與濕