







## Hats On Level 3 Weekly Planner

### Unit 6 At the Playground



Date	Vocabulary	Sentence Patterns	Song / Conversation / Chant	Materials	Content Areas
Week 1	monkey bars / seesaw / slide / swings / playground	Let's go to the playground. I play on the swings. We play on the monkey bars at the playground.	 <b>Let's Go to the Playground</b> Let's go, let's go to the playground. Let's go! Let's go! We play on the <b>swings</b> at the playground. It's lots of fun. Verse 2: <b>slide</b> Verse 3: <b>seesaw</b> Verse 4: <b>monkey bars</b>	Lesson 1: Student Book: P.44 Activity Book: P.351 Count On Reading P.57	數學: 數數練習 1-12
Week 2	having fun / in the sun ok / baseball / basketball / hopscotch / jump rope / soccer / tag	Are we having fun? Yes, we are. Our playground has six swings. What are you doing? We're playing on the slide. Our playground has six swings.  Do you want to play jump rope? OK! No, thanks. I want to play hopscotch.	 <b>We're Having Fun</b> Are we having fun? Are we having fun? Are we having fun, fun, fun? Are we having fun in the sun? Yes, we are. We're playing on the <b>swings</b> . Playing, playing on the <b>swings</b> . We're having fun in the sun. Verse 2: <b>slide</b> Verse 3: <b>seesaw</b> Verse 4: <b>monkey bars</b> <b>Conversation</b> Child 1: Do you want to play <b>jump rope</b> ? Child 2: No, thanks. I want to <b>play hopscotch</b> . Child 1: Can I play, too? Child 2: Sure! Conversation 2: <b>catch; tag</b> Conversation 3: <b>soccer; baseball</b>	Lesson 2-3: Student Book: P.46 ~ P.47 Activity Book: P. 52 ~ P.53 Count On Reading P.58 ~ P.59	社會人文: 戶外教學-遊樂園 / 禮貌性的接受及 拒絕邀請 美勞: 遊樂場的器 材製作




Date	Vocabulary	Sentence Patterns	Song / Conversation / Chant	Materials	Content Areas
Week 3	clock / book / lock/ log / rock / sock / dog / frog ladder / tube / crawl merry-go-round / fall / follow / roll / throw / walk / around / through	A fox on a box. A box under a fox.   <b>Fingerplay: Follow Me</b> Chorus: Come flow, follow, follow, follow, follow, follow me. You can do what I do, I do, I do. You can do what I do – follow me. Climb up the ladder. Crawl through the tube. Slide down the slide. Walk on the log. Go around and around on the merry – go – round.	 <b>Warm Up Rhyme: There's a Hole at the Bottom of the Sea</b> <b>There's a hole at the bottom of the sea.</b> <b>There's a hole, there's a hole,</b> <b>There's a hole at the bottom of the sea.</b>  Verse 2: <b>There's a rock in the hole at the bottom of the sea.</b> Verse 3: <b>There's a log on the rock in the hole at the bottom of the sea.</b>  Verse 4: <b>There's a frog on the log on the rock in the hole at the bottom of the sea.</b>  Verse 5: <b>There's a bug on the frog on the log on the rock in the hole at the bottom of the sea.</b>   <b>The Sound of Oo</b> Listen to the sound – / o /, / o /, / o /, The sound of Oo – / o /, / o /, / o /. You can hear it in <b>sock</b> – / o /, / o /, <b>sock!</b> You can hear it in <b>rock</b> – / o /, / o /, <b>rock!</b> You can hear it in <b>clock</b> – / o /, / o /, <b>clock!</b> The sound of Oo – / o /, / o /, / o /. Verse 2: <b>dog; log; frog</b>	Lesson 4 -5: Student Book: P.47 ~ P.49 Big Book: P.16 ~ P.17 Activity Book: P. 54 ~ P.59 Count On Reading P.60 ~ P.62	健康：平衡練習 數學：接球 / 數數練習
Week 4	balance / block / side seesaw / up / down grass / hop	Can you make the seesaw balance? Let's move the seesaw. How many blocks are there on this side? Hop, little frog.	 <b>Rhyme: Little Frog</b> Hop, little frog. Hop, hop, hop. Hop on the grass. Hop on the log. Hop on the rock. Hop on the dog. Hop, little frog. Hop, hop. Hop.	Lesson 6 - 7: Student Book: P.50 ~ P.51 Activity Book: P. 60 Count On Reading P.63 ~ P.65	科學：平衡概念探索 數學：數出蹺蹺板上的積木

學習指標：學習說出遊樂器材的名稱；描述自己正在做的事情；有禮貌性的接受及拒絕邀請；平衡概念的探索，積木數數練習。

## Hats On Level 3 Weekly Planner

### Unit 7 The Weather Today




Date	Vocabulary	Sentence Patterns	Song / Conversation / Chant	Materials	Content Areas
Week 1	cloud / cloudy / rain / rainy / snow / snowy / sunny / wind / windy / today / weather	Is it sunny today? Yes, it is. / No, it isn't. How is the weather today? It's cloudy. Let's go out and play.	<p> <b>How Is the Weather Today?</b></p> <p>Chorus: How is the weather today? Look out the window. Look out the window. How is the weather today? Is it <b>rainy</b> today? Is it <b>rainy</b> today? How is the weather today? Open the door. Open the door. Let's go out and play.</p> <p>Verse 2: <b>sunny</b> Verse 3: <b>windy</b> Verse 4: <b>cloudy</b></p>	Lesson 1: Student Book: P.52 Activity Book: P.61 Count On Reading P.67	科學：天氣觀察 數學：天氣圖片配對
Week 2	thirteen / fourteen / fifteen / day / week / days of the week Happy Birthday! month / year / birthday / cake / candle / months of the year	<p>What day is it today? It's Monday. How old are you? I'm six. When is your birthday? In April. Happy birthday!</p> <p><b>Chant: The Months of the Year</b> January, February, March, April, May, June, July, and August, then September's on its way. October and November, and December at the end, And then we start all over again! (repeat all)</p>	<p> <b>Song: Weather Helper</b></p> <p><b>How is the weather today?</b> (repeat) Weather helper, weather helper, <b>How is the weather today?</b> It's _____!</p> <p>Verse 2: <b>What day is it today?</b></p> <p><b>Conversation</b> Child 1: How old are you? Child 2: I'm <b>six</b>. Child 1: When is your birthday? Child 2: In <b>May</b>. Conversation 2: <b>five; March</b> Conversation 3: <b>seven; October</b></p>	Lesson 2-3: Student Book: P.53 ~ P.54 Activity Book: P.62 ~ P.64 Count On Reading P.68 ~ P.70	社會人文： 天氣小幫手 / 生 日的學習 / 年齡 的詢問及回答 數學：數數 1-15 辨認 / 蠟燭數數 科學：觀察並紀錄天 氣





Date	Vocabulary	Sentence Patterns	Song / Conversation / Chant	Materials	Content Areas
Week 3	egg / hen / nest / pet / sled / vest / wet / bed / red / ten / pen put on / take off / cold / colder / hot / strong / stronger / boots / jacket / mittens / scarf	Fred is wet. Now Meg is wet. What are you wearing? I'm wearing a scarf. I'm stronger than you. You're stronger than me. Watch me!	 <b>The Sound of Ee</b> Listen to the sound – / e /, / e /, / e /, The sound of Ee – / e /, / e /, / e /. You can hear it in <b>bed</b> – / e /, / e /, <b>bed!</b> You can hear it in <b>red</b> – / e /, / e /, <b>red!</b> You can hear it in <b>sled</b> – / e /, / e /, <b>sled!</b> The sound of Ee – / e /, / e /, / e /. Verse 2: <b>ten; pen; hen</b>	Lesson 4 -5: Student Book: P.55 ~ P.57 Big Book: P.18 ~ P.19 Activity Book: P. 65 ~ P.69 Count On Reading P.71 ~ P.73	科學：冷熱探索 美勞：連指手套的製作
Week 4	drop / water / touch	What happens? How many water drops are there?	 <b>Fingerplay: The Rain Comes Down</b> The rain comes down – drip drop, drip drop. Windshield wipers go flip flop, flip flop. Boots in puddles go plip plop, plip plop. I wish the rain would never stop. Drip, drop, drip. Flip, flop, flip. Plip, plop, plip, PLOP!  <b>Rhyme: Hickety Pickety</b> Hickety pickety, my black hen. She lays eggs for gentlemen. Sometimes 9, and sometimes 10. Hickety pickety, my black hen.	Lesson 6 - 7: Student Book: P.58 ~ P.59 Activity Book: P. 70 Count On Reading P.74 ~ P.76	科學：水滴的觀察

學習指標：天氣觀察；了解星期的名稱及不同的天氣說法；年齡問法及回答，了解生日的意義及說出自己的生日月份；熱與冷的探索；水滴的觀察。

## Hats On Level 3 Weekly Planner





### Unit 8 Around the Town





Date	Vocabulary	Sentence Patterns	Song / Conversation / Chant	Materials	Content Areas
Week 1	airport / library / pet store / supermarket / zoo / town / ride	Where are you going? We're going to the zoo. It's not far. We're riding in a car.	 <b>We're Going to the Airport</b> We're going to the <b>airport</b> . We're riding in a car. We're going to the <b>airport</b> . It's not very far. Verse 2: <b>supermarket</b> Verse 3: <b>library</b> Verse 4: <b>zoo</b> Verse 5: <b>playground</b>	Lesson 1: Student Book: P.60 Activity Book: P.71 Count On Reading P.77	社會人文：環遊小鎮 數學：動物分類
Week 2	cashier / librarian / pilot / zookeeper / sixteen / seventeen / eighteen / nineteen / twenty bakery / bus station / fire station / hospital / post office / toy store / bus / bus driver / doctor / mail carrier	We're going to see a pilot. The librarian is in the library. We're going to have some fun. How many cars are there? Excuse me. The post office is next to the hospital.	 <b>Warm Up Chant: Ten Little Fingers</b> 1 little, 2 little, 3 little fingers. 4 little, 5 little, 6 little fingers. 7 little, 8 little, 9 little fingers. I have 10 fingers on my hands.  <b>Chant: We're Going to See a Pilot</b> We're going to the <b>airport</b> . We're going to see a <b>pilot</b> . We're going to have some fun. Verse 2: <b>library; librarian</b> Verse 3: <b>zoo; zookeeper</b> Verse 4: <b>supermarket; cashier</b> <b>Conversation</b> Speaker 1: Excuse me. Where is the <b>library</b> ? Speaker 2: It's next to the <b>fire station</b> . Speaker 1: Thank you. Speaker 2: You're welcome. Conversation 2: <b>hospital; post office</b> Conversation 3: <b>bakery; toy store</b>	Lesson 2-3: Student Book: P.61 ~ P.62 Activity Book: P. 72 ~ P.75 Count On Reading P.78 ~ P.80	數學：數學 1-20 社會人文：職業學習 / 有禮貌的詢問 地點位置及給予 明確的方向指示

Date	Vocabulary	Sentence Patterns	Song / Conversation / Chant	Materials	Content Areas
Week 3	bun / hug / mug / rug bell / fire / firefighter / fire truck / hose / pole / smoke / drive / drop / put out / use	A bug is on the rug. Run, bug, run.	 <b>The Sound of Uu</b> Listen to the sound – / u /, / u /, / u /, The sound of Uu – / u /, / u /, / u / . You can hear it in <b>sun</b> – / u /, / u /, <b>sun!</b> You can hear it in <b>run</b> – / u /, / u /, <b>run!</b> You can hear it in <b>bun</b> – / u /, / u /, <b>bun!</b> The sound of Uu – / u /, / u /, / u / .	Lesson 4 -5: Student Book: P.63 ~ P.55 Big Book: P.20 ~ P.21 Activity Book: P. 76 ~ P.80 Count On Reading P.81 ~ P.83	社會人文：學習消防 員的工作及用火 的安全 / 消防局 戶外教學參觀
		 <b>Ten Little Firefighters</b> Ten little firefighters sleeping in a row, Ding, dong! Ding dong! Down the pole they go. Jumping on the fire truck, Go! Go! Go! Putting out the fire, Now home again so slow. Climbing into bed again, All sleeping in a row.	 <b>The Firefighter Song</b> The firefighter <b>puts on a hat.</b> The firefighter saves us all. It was a very good call. The firefighter saves us all. Verse 2: <b>slides down the pole</b> Verse 3: <b>drives the fire truck</b> Verse 4: <b>puts out the fire</b>		
Week 4	address / envelope / letter / mailbox / stamp / mail / write duck / quack	Write a letter to your friend. Mail the letter. What are you doing? I'm writing a letter. Write your friend's name on the mail. Write your friend's address on the mail.	 <b>Rhyme: Five Little Ducks</b> <b>Five</b> little ducks went out one day. Took the bus, far away. Mommy duck said, “quack, quack, quack.” But <b>only four</b> little ducks came back... Verse 2: <b>Four; only three</b> Verse 3: <b>Three; only two</b> Verse 4: <b>Tow; only one</b> Verse 5: <b>One; no</b> Sad Mommy duck went out one day. Took the bus, far away. Sad Mommy duck said, “quack, quack, quack.” And all five little ducks came back.	Lesson 6 - 7: Student Book: P.66 ~ P.67 Activity Book: P. 81 Count On Reading P.84 ~ P.86	數學：簡單減法 1- 5 社會人文：寄信件給 朋友 / 減法 1-5
學習指標：了解居住地的週圍環境；學習職業的名稱；有禮貌的詢問地點位置及給予明確的方向指示；學習消防員的工作及用火的安全；郵局寄信件給朋友；減法 1-5 練習					

## Hats On Level 3 Weekly Planner

### Unit 9 At the Zoo

Date	Vocabulary	Sentence Patterns	Song / Conversation / Chant	Materials	Content Areas
Week 1	animal / elephant / giraffe / heavy / heavier / heaviest / loud / louder / loudest / old / older / oldest / tall / taller / tallest / prize / win / one hundred	Which animal is the tallest? The giraffe is the tallest.	 <b>The Animals at the Zoo</b> Chorus: The tallest, the loudest, the heaviest, the oldest. Animal at the zoo. We're giving prizes, lots of different prizes, To the animals at the zoo. The <b>giraffe</b> is the <b>tallest, tallest, tallest</b> . The <b>giraffe</b> is the <b>tallest</b> animal in the zoo. Chorus Verse 2: <b>lion; loudest</b> Verse 3: <b>elephant; heaviest</b> Verse 4: <b>turtle; oldest</b>	Lesson 1: Student Book: P.68 Activity Book: P.82 Count On Reading P.87	數學：依照動物的大 小及年齡分類 科學：動物聲音探索
Week 2	biggest / funny / funniest light / lightest / longest / small / smaller / smallest / strongest / youngest / queen / quiet / quilt / zebra / zipper kangaroo / penguin / seal / lunchbox / T-shirt / buy	Which animal is the longest? The snake is the longest. Which one do you like? The one with the seal.   <b>Elephant Walk</b> Right foot, left foot, see me go. I am gray and big and slow. I come walking down the street, With my truck and four big feet.	 <b>Warm Up Chant: The Smallest Ball of All</b> Make a ball. Make it <b>small</b> . Make it <b>smaller</b> , make it <b>smaller</b> . Make the <b>smallest</b> ball of all. Verse 2: <b>big; bigger; biggest</b>  <b>The Animals at the Zoo</b> Verse 2: <b>monkey; funniest</b> Verse 3: <b>snake; longest</b> Verse 4: <b>zebra; youngest</b> <b>Conversation</b> Boy: Hi. Can I buy a <b>lunchbox</b> ? Woman: Sure. Which one do you like? Boy: The one with the <b>kangaroo</b> . Woman: Here you are. Boy: Thank you! Conversation 2: <b>T-shirt; penguin</b> Conversation 3: <b>hat; seal</b> Conversation 4: <b>balloon; lion</b>	Lesson 2-3: Student Book: P.69 ~ P.70 Activity Book: P. 83 ~ P.85 Count On Reading P.88 ~ P.90	數學：尺寸及體重的 排序





Date	Vocabulary	Sentence Patterns	Song / Conversation / Chant	Materials	Content Areas
Week 3	twenty / kid / get out / shout fastest / slow / slower / slowest / short / say / sleep / tap / wave / wiggle / skunk / race / winner	Which is the biggest? The ball is the biggest. The red truck is the fastest. Let's have a race.	 <b>Twenty Kids in the Bus</b> 20 kids in the bus, 1 gets out and we shout, 19 kids in the bus! 19 kids in the bus, 18 kids in the bus, ... 1 kid in the bus, 1 get out and we shout, No more kids in the bus!  <b>Warm Up Chant: I Can</b> I can clap my hands. I can touch my toes. I can wiggle my fingers. I can tap my nose. I can run very fast. I can walk v-e-r-y s-l-o-w. I can wave goodbye. I can say "hello".	Lesson 4 -5: Student Book: P.71 ~ P.73 Big Book: P.22 ~ P.23 Activity Book: P. 86 ~ P.90 Count On Reading P.91 ~ P.93	數學：減法 1-20 / 從 20 倒數 / 物品大小的 比較 科學：速度概念的探索
Week 4	high / higher / highest / low / lower / lowest / drum / guitar / note / rubber band / different / same	Play a note on your guitar. Play a note on the long side. Play a note on the short side. Monkeys see and monkeys do. Monkeys do the same as you.	 <b>The Zoo Band</b> Chorus: The zoo band has come to town. Come to town, come to town. The zoo band has come to town. Listen to them play. <b>Monkey, monkey, play the drums, play the drums, play the drums.</b> <b>Monkey, monkey, play the drums.</b> Listen to them play. Verse 2: <b>lion; guitar</b>  <b>Rhyme: Monkeys See, Monkeys Do</b> When you clap, clap, clap your hands, The monkey clasp, claps, claps its hands. Chorus: Monkeys see and monkeys do. Monkeys do the same as you. When you stamp, stamp, stamp your feet,	Lesson 6 - 7: Student Book: P.74 ~ P.75 Activity Book: P. 91 Count On Reading P.94 ~ P.96	科學：探索吉他的高 低音 美勞：彈奏樂器 / 吉他製作







			<p>The monkey stamps, stamps, stamps its feet.</p> <p>Chorus</p> <p>When you do a silly dance,</p> <p>The monkey does a silly dance.</p> <p>Chorus</p>		
<p>學習指標：學習動物名稱的說法及比較年齡、長短、尺寸大小、重量；簡單數學 1-20、5 個一數，從 20 倒數到零；速度的競賽；吉他樂器的高低音。</p>					

## Hats On Level 3 Weekly Planner

### Unit 10 The Little Red Hen's Party

Date	Vocabulary	Sentence Patterns	Song / Conversation / Chant	Materials	Content Areas
Week  1	hen / duck / rabbit / cat  jump rope / of course / invited	I am going to have a party. I love parties. I love cookies. I can help. I can come. This is the Little Red Hen. This is the Yellow Duck. What is the first letter in (red)? R How do you spell Red Hen? What sound do you hear in the middle of (red)? / e / What letter makes that sound? E What is the last letter in (red)? D What do you see? I see a house. Are they good helpers? No, they aren't.	 <b>Warm Up Song: I'm a Helper</b> I'm a helper. I'm really cool. <b>I chart the weather.</b> I help at school.  <b>Chant: I Can</b> I can clap my hands. I can touch my toes. I can wiggle my fingers. I can tap my nose. I can run very fast. I can walk v-e-r-y s-l-o-w. I can wave goodbye. I can say "hello".  <b>I'm Going to the Airport</b> We're going to the <b>airport</b> . We're riding in a car. We're going to the <b>airport</b> . It's not very far.  <b>Chant: I'm Going to the Supermarket</b> I'm going to the supermarket. I'm going to buy some _____. I'm going to buy some ice cream and some _____.	Lesson 1: Student Book: P.76 ~ P. 77 Count On Reading P.97	社會人文：觀察並紀錄天氣

Date	Vocabulary	Sentence Patterns	Song / Conversation / Chant	Materials	Content Areas
Week 2	make decorations / party / seesaw / swing / sorry / busy / today / myself / balloon / paper chain / glue / scissors / paper	<p>I am going to have a party.</p> <p>I'm sorry. I can't.</p> <p>I'm sorry. I'm too busy.</p> <p>I'm sorry. Not today.</p> <p>I will do it myself.</p> <p>We play on the seesaw.</p> <p>I play on the swing.</p> <p>I have some paper.</p> <p>I have some scissors.</p> <p>Are they good helpers?</p> <p>No, they aren't.</p>	<p> <b>This is My Family</b></p> <p>I help my brother. We read a book.</p> <p>I help my mom. We cook the dinner.</p> <p>I help my dad. We wash the car.</p> <p>I help my sister. We set the table.</p> <p> <b>It's Party Time</b></p> <p>It's party time, it's party time.</p> <p>It's time to have some fun.</p> <p>It's time to sing and play some games, And laugh with everyone.</p> <p>It's time to eat some party food, And when the food is done, We'll help clean up, then say goodbye, And thanks for all the fun!</p>	<p>Lesson 2:</p> <p>Student Book: P.78 ~ P.79</p> <p>Activity Book: P. 92</p> <p>Count On Reading P.98</p>	<p>社會人文：禮貌性的拒絕 / 戶外活動</p>
Week 3	apron / belt / pants / shirt / shoes / skirt / sweater make a cake / set the table / play soccer / play baseball / throw a ball / catch a ball / hit a ball	<p>The Little Red Hen is wearing an apron.</p> <p>The Rabbit is wearing a T-shirt.</p> <p>The Duck is wearing a skirt.</p> <p>The Cat is wearing pants.</p> <p>What are they doing?</p> <p>They're playing soccer.</p> <p>What is the Little Red Hen doing?</p> <p>She's cooking.</p> <p>Are they good helpers?</p> <p>No, they aren't.</p>	<p> <b>Warm Up Rhyme: There's a Hole at the Bottom of the Sea</b></p> <p>There's a hole at the bottom of the sea.</p> <p>There's a hole, there's a hole, There's a hole at the bottom of the sea.</p> <p> <b>Twenty Kids in the Bus</b></p> <p>20 kids in the bus, 1 gets out and we shout, 19 kids in the bus!</p> <p>19 kids in the bus, 18 kids in the bus, ... 1 kid in the bus, 1 gets out and we shout, No more kids in the bus!</p>	<p>Lesson 3:</p> <p>Student Book: P.80 ~ P.83</p> <p>Activity Book: P. 93 ~ P.8</p> <p>Count On Reading P.99 ~ P.102</p>	<p>數學：數數 1-20</p>

Date	Vocabulary	Sentence Patterns	Song / Conversation / Chant	Materials	Content Areas
Week 4	absolutely / right away clean up / wash the dishes / sit down / relax /	I'm ready. Can you come to my party? Yes. It's party time. We're eating cake. The Duck is going to wash the dishes. We're going to clean up. You can sit down and relax. Thank you.	 <b>Goodbye Song</b> Goodbye, <b>boys</b> . Goodbye, <b>boys</b> . Goodbye, <b>boys</b> . Goodbye, goodbye, goodbye. Verse 2: <b>girls</b> Verse 3: <b>teacher</b>	Lsson 4: Student Book: P.84 ~ P.86 Activity Book: P. Count On Reading P.103	社會人文：邀請朋友 或家人開派對 / 互相幫忙合作
學習指標：學習動動名稱說法；朋友之間的互相幫忙、分擔工作、相互間的合作；學習派對所需準備的物品。					