
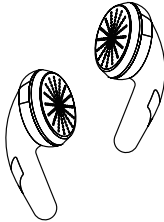

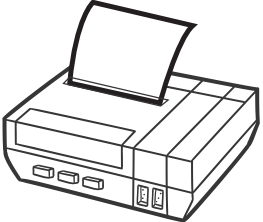

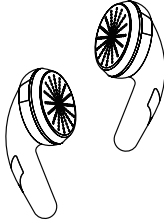






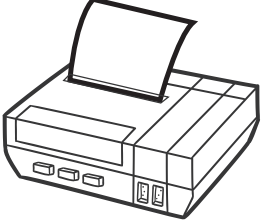

# Cross It Out




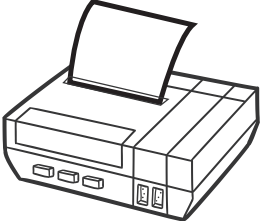
Look at the picture on the left. Choose the right item from the pictures on the right.

I am \_\_\_ with \_\_\_.

1    

2    

3    

4    

Name

BOOSTER

B5 U3 - Technology

# What's missing?

Draw the technology that she/he needs.

I am \_\_\_\_\_.

1 browsing the web



2 typing



3 printing



4 listening to music



Name

**B<sup>0</sup><sub>S</sub>TER**

**B5 U3 - Technology**

**2**

# Make My Own Speakers

Match the pictures with the sentences. Then, number the steps from 1 to 4.



1



- Cut a slit in the cardboard tube.



2



- Put in the phone.



3



- Put the pieces together.



4



- Cut a hole in each cup.

Name

**BOOSTER**

**B5 U3 - Technology**

**3**

# Technology

Look at the activities. Which ones use the Internet?

What is \_\_\_ doing? \_\_\_ is \_\_\_ing.

## 1 Activities That Use the Internet

## 2 Activities That Don't Use the Internet

Name

**B<sup>OO</sup><sub>S</sub>TER**

**B5 U3 - Technology**

**4**

