


Letters:
J---juice, jam
K---key, king

1. 先秀字母閃卡, 帶著 kids 複習 J---juice, jam, K---key. king
2. 播放 Honey Bee CD, 引導 kids 跟著外師唸
3. T 引導 kids 舉起手指在空中跟著寫 J 和 K, 之後拿出課本翻到第 28 頁, 用手指在書上描寫一次 J 和 K
4. T 做一張大寫 J 和 K 海報, 引導 kids 輪流出列, 先說一次 J, juice, jam 和 K, key, king, 就可以將海報上的空心字母著色



Fun Learning

Key Words:

1. T 利用閃卡教本課單字: tent, sleeping bag, cooking, setting table
2. T 用紙偶營造一個露營的場景, 練習單字說法
3. T 用比手畫腳的方式表演單字讓 kids 猜

Sentences: What's Dad doing? He's cooking.

What's Mom doing? She's washing the fruit.

What's Bubble doing? She's playing in the tent.

What's Brother doing? He's setting the table.

1. T 準備圖卡: Bubble 的爸爸在燒菜, Bubble 的媽媽在洗水果, Bubble 在帳篷裡玩 Bubble 的哥哥在擺餐具, 教本課句子
2. T 做兩個骰子, 一個是人物, 另一個是活動, 請兩位 kids 出列, 一人先擲人物骰子並發問, 另一位擲活動骰子回答, 例如:
Kid-1 擲出 Dad 就問 What's Dad doing?
Kid-2 擲出 wash the fruit 回答: He's washing the fruit.

Story:

1. T 秀課本 P29, P30 介紹故事

Bubble and her family are camping in the forest. Everyone is busy and happy.

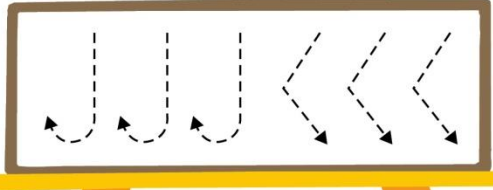














Her brother says, "Dad is cooking dinner. Bubble is playing in the tent."

Then he asks, "What's Mom doing?"

Bubble answers, "She's washing the fruit."

The food smells good. They are going to have a great dinner.

They will sing and dance. Mom and Dad will tell stories. Going camping is fun.

<p>Song</p>	<p>Song: A Camping Trip</p> <ol style="list-style-type: none"> 先用圖片或是照片教 going camping, playing by the tent, eating barbecue, sleeping in the sleeping bag, see many stars, twinkling in the sky 播放 CD 帶著 kids 一邊唱一邊跳律動 (動作請參考律動 DVD)
<p>Daily English</p>	<ol style="list-style-type: none"> T 先用動作示範: Go straight! Turn left. Turn right. Stop! 帶著 kids 說指令作動作 請兩位 kids 出列, T 在教室某處放蘋果, T 說出指令引導 kids 去拿蘋果
<p>Workbook</p>	<div style="display: flex; justify-content: space-between;"> <div style="width: 48%;"> <p>Unit 7 A Camping Trip</p> <p>I Can Trace</p>  <p>Trace and Paste</p> <div style="display: flex; justify-content: space-around;"> <div style="text-align: center;">  </div> <div style="text-align: center;">  </div> <div style="text-align: center;">  </div> </div> <div style="display: flex; justify-content: space-around; margin-top: 10px;"> <div style="text-align: center;">  </div> <div style="text-align: center;">  </div> <div style="text-align: center;">  </div> </div> <p style="text-align: left; font-size: small;">13</p> </div> <div style="width: 48%;"> <p>Listen and Match</p> <div style="display: flex; justify-content: space-between;"> <div style="width: 45%;"> <ol style="list-style-type: none"> 1  2  3  4  </div> <div style="width: 50%;">     </div> </div> <p>To teachers:</p> <ol style="list-style-type: none"> 1. What's Mom doing? She's cooking. 2. What's Dad doing? He's setting the table. 3. What's Bubble doing? She's playing in the tent. 4. What are they doing? They're playing on the sleeping bag. <p style="text-align: right; font-size: small;">14</p> </div> </div>