


Letters:  
J--- juice  
K---key

1. 秀字母閃卡 J, juice, K, key, 帶著 kids 正音,播放 Honey Bee CD, 引導 kids 跟著外師唸
2. T 做一張果汁海報(如圖示), 再做 9 支鑰匙, T 秀字母閃卡或代表單字讓 kids 說, 說得好的可以選一支鑰匙, 打開門看看裡面是甚麼果汁



Fun  
Learning

Key Words:



1. T 利用閃卡和實物教本課單字: T-shirt, skirt, pants, dress
2. T 準備真實的服裝多件, 秀給 kids 看, 讓 kids 說單字
3. 將閃卡貼在白板上, 真實的服裝放在桌上, 每次請兩位 kids 出列, T 說單字, 引導 kids 找出真實的服裝後展示在正確閃卡旁, 並說出單字, 先做對的可以得到獎勵貼紙一張

Sentences: Look at my T-shirt! Wow! So cool!

1. T 拿著真實 T-shirt 說 Look at my T-shirt! 引導 kids 說 Wow! So cool!  
T 拿著真實 skirt 說 Look at my skirt! 引導 kids 說 Wow! So cool!  
T 拿著真實 pants 說 Look at my pants! 引導 kids 說 Wow! So cool!  
T 拿著真實 dress 說 Look at my dress! 引導 kids 說 Wow! So cool!
2. 讓 kids 接力傳閃卡, 用 Look at my T-shirt. Wow! So cool! 做對話練習

Story:

1. T 秀課本 P29 P30 介紹故事  
The kids are dressing up. They look so cool.  
Bubble says, "Look at my T-shirt."  
Betty answers, "Wow! So cool!"  
Bubble is wearing a T-shirt and a skirt. Candy is wearing a dress, Pepper is wearing pants. They all look cool.
2. 引導 kids 做角色扮演

<p>Song</p>	<p>Song: Put On</p> <ol style="list-style-type: none"> <li>1. T 先表演穿 T-shirt, 教 Put on my T-shirt. 以同樣方式表演 Put on my dress.</li> <li>2. 播放歌曲並帶著 kids 一邊唱一邊跳律動 (動作請參考律動 DVD)</li> <li>3. 將 kids 分成男生一組, 女生一組, 引導男生組唱第一段, 女生組唱第二段</li> </ol>
<p>Daily English</p>	<ol style="list-style-type: none"> <li>1. T 比手勢教 kids 說: I keep quiet. (食指放嘴前) I am good. (比大拇指)</li> <li>2. T 比手勢讓 kids 說出 I keep quiet. I am good.</li> </ol>
<p>Workbook</p>	<div style="display: flex; justify-content: space-between;"> <div style="width: 48%;">  <p>Unit 7 Cool Clothes</p> <p>Say and Paste</p> <p>J J J K K K</p> <p>13</p> </div> <div style="width: 48%;">  <p>Listen and Match</p> <p>To teachers:</p> <ol style="list-style-type: none"> <li>1. Look at my dress. Wow! So pretty!</li> <li>2. Look at my T-shirt. Wow! So cool!</li> <li>3. Look at my skirt. Wow! So pretty!</li> <li>4. Look at my pants. Wow! So cool!</li> </ol> <p>14</p> </div> </div>